



Acrylic Wall Frame Kits

Specifications and Instruction Guide

SKU	WAC8511-C-AS19-25SL	WAC8511-C-AS19-25BK	WAC8511-C-AS19-25GD	WAC8511-C-AS19-25BR
	WAC8511-C-SBLS19-25	WAC8511-C-SBLP19-25		

- Package Includes**
- ▶ 2 x Acrylics
 - ▶ 4 x Standoffs
 - ▶ 4 x Screws and Anchors
 - ▶ 1 x Drill Template
 - ▶ 1 x Instruction Guide

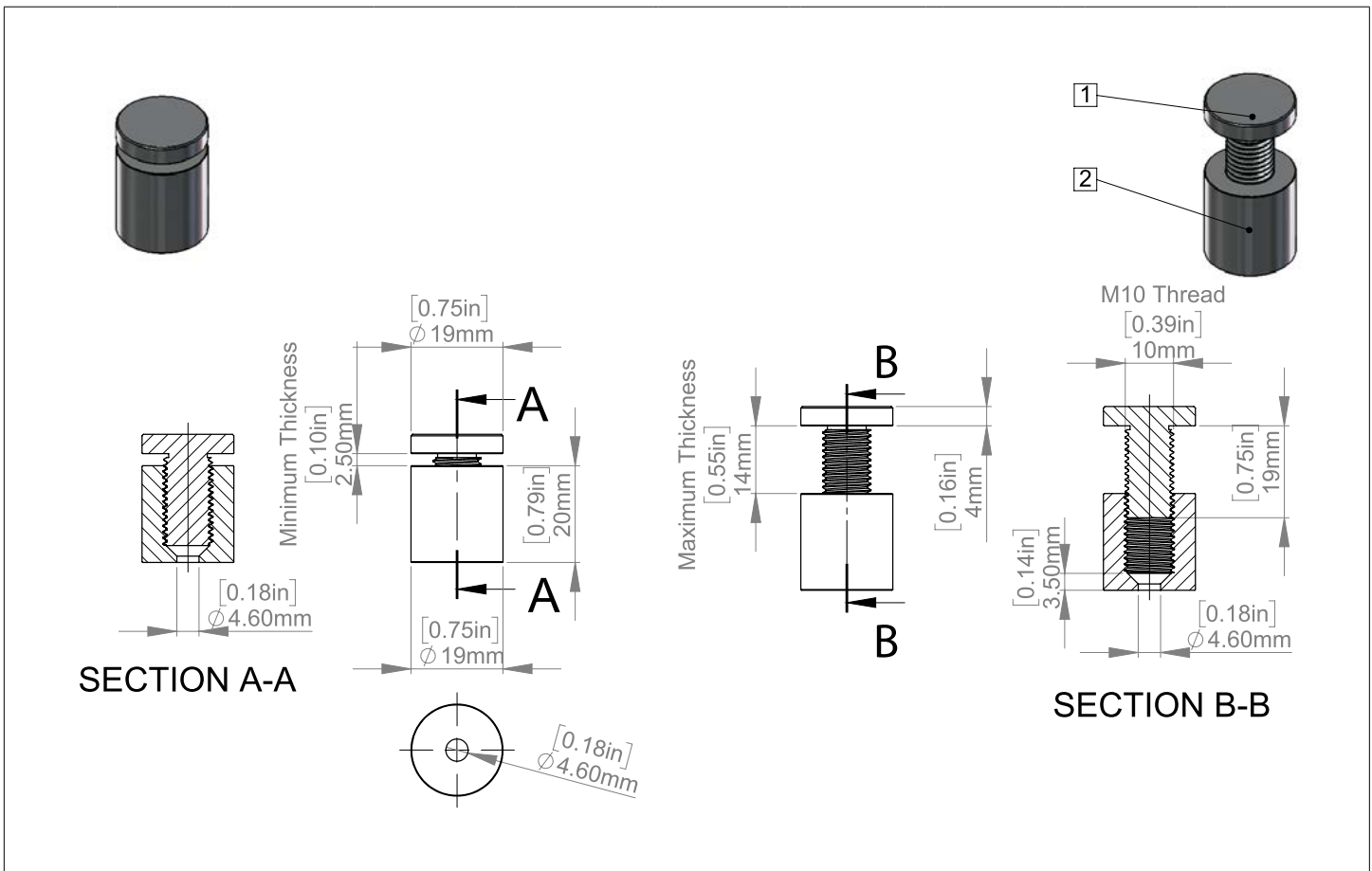
Standoffs	AS19-25SL	AS19-25BK	AS19-25GD	AS19-25BR	SBLS19-25	SBLP19-25		
-----------	-----------	-----------	-----------	-----------	-----------	-----------	--	--

Diameters | 3/4" (19mm) | **Distance From Wall** | 3/4" (20mm)

Material Thickness Accepted | Between (1/8" and 5/16") | **Thread** | Metric M10

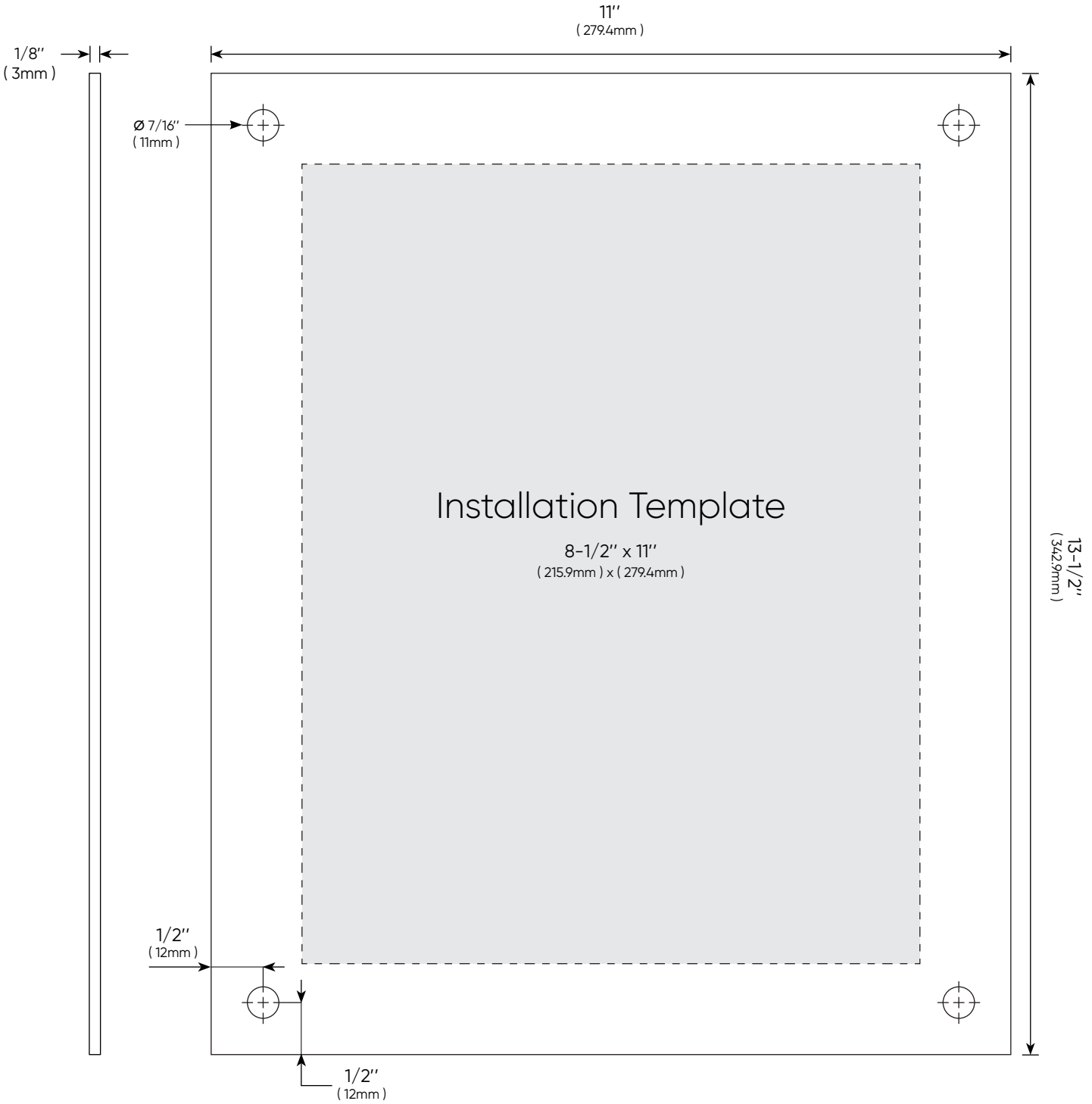
- | | |
|---|---|
| <p>Aluminum</p> <ul style="list-style-type: none"> ▶ Silver Anodized ▶ Black Anodized ▶ Champagne Anodized ▶ Gold Anodized | <p>Stainless Steel</p> <ul style="list-style-type: none"> ▶ Satin Brushed ▶ Polished |
|---|---|

Washers | No | **Washers** | x 8



Acrylics	WAC8511-C
----------	------------------

Frame Width	11" (279.4mm)	Frame Height	13-1/2" (342.9mm)
Insert Width	8-1/2" (127mm)	Insert Height	11" (177.8mm)
Top Thickness	1/8" (3mm)	Bottom Thickness	1/8" (3mm)
Pre-Drill Holes	4 x Ø 1/2" (12.7mm)	Finish	All edge polished Ultra-Fine




Installation Steps

Directions

- 1 Place template on wall with tape. Make sure that template is level. Mark the hole locations.



- 2 Drill a 1/4" hole in to the wall where marks were made.



- 3 Insert supplied anchors into the wall.



- 4 Mount the barrels to the wall.



Installation Steps

Directions

- 5 Remove plastic film from the back of the panels. Center your image onto one of the panels and sandwich the second panel on top of the image making sure all of the edges and holes are aligned.



- 6 Place the sandwiched panels over the standoff barrels, insert the screw caps through the holes and into the barrels. Hand tighten the screw caps to secure both the panels and image in place.



This document and the product mentioned in reference are the exclusive property of MBS-Standoffs, they can not be used, reproduced, disclosed or disclosed without prior authorization!